
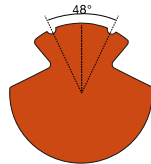


Contact wires

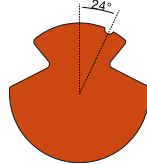
Identification marks according to EN 50149



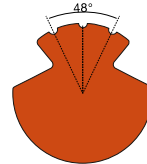
Contact wires made of pure copper (Cu-ETP) do not have identification grooves. Speciality in UK: Contact wires made of copper-cadmium alloy are not allowed to have identification grooves.



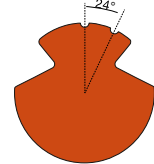
Contact wires made of copper-silver alloy have two identical identification grooves on the top of the wire.



Contact wires made of copper-tin alloy have one identification groove on the top of the wire at an angle of 24° from the vertical.



Contact wires made of copper-magnesium alloy have three identification grooves on the top of the wire.



VALTHERMO® contact wires have two identification grooves, one offset at an angle of 24° and one in the middle of the curve at the top of the wire.

Areas of Application:

Contact wire for all ranges of speed on main and side lines, for all electrical systems AC or DC as well as for Metros, Trolley buses and Mining.

Packaging:

Different drums according to the specific application

Construction and weights

nominal cross section mm ²	nominal wire-Ø construction			nominal weight kg/km
	AC mm	BC mm	BF mm	
80	10.60	–	–	710
100	12.00	12.00	11.04	890
107	12.30	12.24	11.35	952
120	13.20	12.85	12.27	1070
150	14.80	14.50	13.60	1335

Other constructions:

e.g. international standards or customer specification can be manufactured according to customers request

Survey of materials (selection) and speed

material	speed typical	conductivity m/Ω*mm ²	min. tensile strength N/mm ²	min. breaking load kN
	max. km/h			
Cu-ETP (normal tensile strength)	160	≥ 56.3	330	38.4
CuAg0.1 (high tensile strength)	250	≥ 56.3	360	41.9
CuSn0.2 (normal conductivity)	350	≥ 41.8	420	48.9
CuMg0.2 (normal conductivity)	350	≥ 44.6	430	50.1
CuMg0.5	400	≥ 36.0	490	57.0
VALTHERMO® (high tensile strength)	250	≥ 56.3	360	41.9

Values are based on a cross section of 120 mm² according to EN 50149

Values for ETP copper (normal tensile strength)

technical data		nominal cross section				
		80	100	107	120	150
min. tensile strength $R_m^{2)}$	N/mm ²	355	355	350	330	310
min. breaking load ¹⁾ F_m	kN	27.5	34.4	36.3	38.4	45.1
Percentage Elongation after fracture A_{200}	%	3 – 10	3 – 10	3 – 10	3 – 10	3 – 10
Modulus of elasticity E	kN/mm ²	120	120	120	120	120
Half-hard point	°C	≥ 180	≥ 180	≥ 180	≥ 180	≥ 180
Electrical conductivity χ at 20 °C	m/(Ohm*mm ²)	≥ 56.3	≥ 56.3	≥ 56.3	≥ 56.3	≥ 56.3
Electrical conductivity χ at 20 °C	% IACS	≥ 97	≥ 97	≥ 97	≥ 97	≥ 97
Specific electrical resistance ρ_{el} at 20 °C	10 ⁻⁸ Ohm*m	≤ 1.777	≤ 1.777	≤ 1.777	≤ 1.777	≤ 1.777
Electrical resistance R	Ohm/km	≤ 0.229	≤ 0.183	≤ 0.171	≤ 0.153	≤ 0.122
Temperature coefficient α_{el} of electrical resistance	10 ⁻³ /K	3.8	3.8	3.8	3.8	3.8
Linear coefficient of thermal expansion α	10 ⁻⁵ /K	1.7	1.7	1.7	1.7	1.7
Specific mass ρ	10 ³ kg/m ³	8.89	8.89	8.89	8.89	8.89

¹⁾ calculation based on the minimum cross section

²⁾ different tensile strengths on request

Values for ETP copper (high tensile strength)

technical data		nominal cross section				
		80	100	107	120	150
min. tensile strength $R_m^{2)}$	N/mm ²	375	375	360	360	360
min. breaking load ¹⁾ F_m	kN	29.1	36.4	37.4	41.9	52.4
Percentage Elongation after fracture A_{200}	%	3 – 8	3 – 8	3 – 8	3 – 8	3 – 8
Modulus of elasticity E	kN/mm ²	120	120	120	120	120
Half-hard point	°C	≥ 180	≥ 180	≥ 180	≥ 180	≥ 180
Electrical conductivity χ at 20 °C	m/(Ohm*mm ²)	≥ 56.3	≥ 56.3	≥ 56.3	≥ 56.3	≥ 56.3
Electrical conductivity χ at 20 °C	% IACS	≥ 97	≥ 97	≥ 97	≥ 97	≥ 97
Specific electrical resistance ρ_{el} at 20 °C	10 ⁻⁸ Ohm*m	≤ 1.777	≤ 1.777	≤ 1.777	≤ 1.777	≤ 1.777
Electrical resistance R	Ohm/km	≤ 0.229	≤ 0.183	≤ 0.171	≤ 0.153	≤ 0.122
Temperature coefficient α_{el} of electrical resistance	10 ⁻³ /K	3.8	3.8	3.8	3.8	3.8
Linear coefficient of thermal expansion α	10 ⁻⁵ /K	1.7	1.7	1.7	1.7	1.7
Specific mass ρ	10 ³ kg/m ³	8.89	8.89	8.89	8.89	8.89

¹⁾ calculation based on the minimum cross section

²⁾ different tensile strengths on request

