


# Outdoor flexible cable termination



### Use

Flexible cable termination, suitable for outdoor and indoor installations in which the termination can be installed in any direction. The termination is supported mechanically by the conductor at the top.

### Standard

Meets the requirements of:

- IEC 60840

### Design

The cable termination is made up of premolded rubber modules comprising a field controlling stress cone, sheds and a top cap.

The modules are made of proven weather and leakage current resistant rubber. Suitable for prepared cable insulation diameters from 33 mm to 66 mm.

### Installation

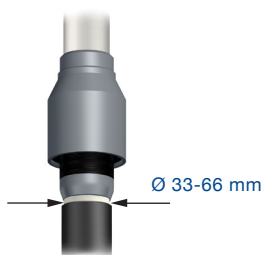
The termination is installed easily, entirely without applying heat. The stress cone and sheds are to be pushed on to the cable and “snapped” together.

### The following cable data should be stated when ordering, see page 5/1:

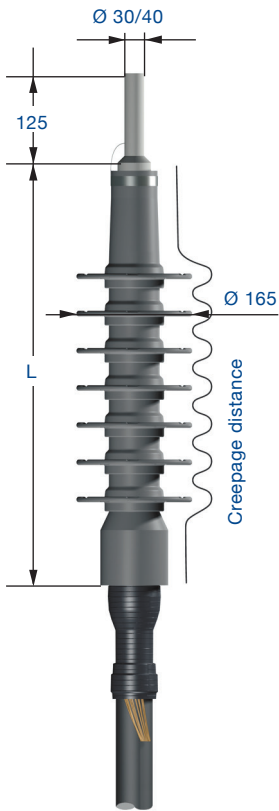
- Voltage
- Diameter over prepared insulation
- Conductor cross section
- Conductor material copper or aluminium
- Screen, sheath design and cross section
- Overall cable diameter

### Note:

Top bolt or cable lug is to be ordered separately, see following pages.



# Technical specification and applications



Voltage level kV	Prepared insulation Ø mm	Designation	Top cap type	Minimum creepage distance mm	Length L mm	Net weight kg/item
52	33–36	APSEA 521 U	THS	1150	580	4
52	36–39.5	APSEA 522 U	THS	1150	580	4
52	39.5–43	APSEA 523 U	THS	1150	580	4
52	43–48	APSEA 524 U	THS	1150	580	4
52	48–54	APSEA 525 U	THSA	1150	580	4
52	54–60	APSEA 526 U	THSA	1250	650	4
52	60–66	APSEA 527 U	THSA	1250	650	4
72	33–36	APSEA 721 U	THS	1420	690	5
72	36–39.5	APSEA 722 U	THS	1420	690	5
72	39.5–43	APSEA 723 U	THS	1420	690	5
72	43–48	APSEA 724 U	THS	1420	690	5
72	48–54	APSEA 725 U	THSA	1790	870	5
72	54–60	APSEA 726 U	THSA	1790	870	5
72	60–66	APSEA 727 U	THSA	1790	870	5

## Extension kits

Designation	Extra creepage distance per kit mm	Extension kit Item number
APSEA 521 U / 721 U	~ 290	6235.0163*
APSEA 522 U / 722 U	~ 290	6235.0164*
APSEA 523 U / 723 U	~ 290	6235.0165*
APSEA 524 U / 724 U	~ 290	6235.0166*
APSEA 525 U / 725 U	~ 135	6235.0167**
APSEA 526 U / 726 U	~ 135	6235.0168**
APSEA 527 U / 727 U	~ 135	6235.0169**

\* The kit consists of 2 sheds and 1 adapter.

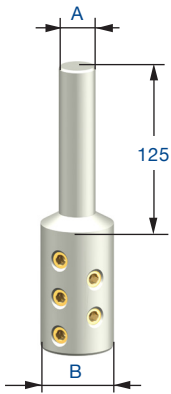
\*\* The kit consists of 1 shed only.



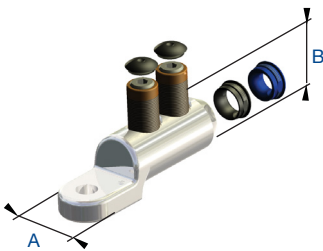
Can be installed in any direction.

# Accessories, to be ordered separately

Cable lugs and top bolts are supplied by the piece.



A/K-TBF SKR  
Top bolt. Torque 45 Nm.



SCL-B  
Bolt cable lug.

## Top bolts and cable lugs

Description	Cable conductor material	Designation	Cable cross section mm <sup>2</sup>	Diameter		Net weight kg/item
				A mm	B mm	
Top bolt	Al	A-TBF 30 120 SKR	120	30	45	0.5
Top bolt	Al	A-TBF 30 185 SKR	150, 185	30	45	0.5
Top bolt	Al	A-TBF 30 240 SKR	240	30	50	0.8
Top bolt	Al	A-TBF 30 400 SKR	300, 400	30	55	0.8
Top bolt	Al	A-TBF 30 500 SKR	500	30	60	0.9
Top bolt	Al	A-TBF 30 630 SKR	630	30	60	0.9
Top bolt	Al	A-TBF 40 800 SKR	800	40	65	1.2
Top bolt	Al	A-TBF 40 1000 SKR	1000	40	65	1.2
Top bolt	Al	A-TBF 40 1200 SKR	1200	40	65	1.1
Top bolt	Cu	K-TBF 30 120 SKR	120	30	45	1.6
Top bolt	Cu	K-TBF 30 185 SKR	150, 185	30	45	1.6
Top bolt	Cu	K-TBF 30 240 SKR	240	30	50	2.4
Top bolt	Cu	K-TBF 30 400 SKR	300, 400	30	55	2.4
Top bolt	Cu	K-TBF 30 500 SKR	500	30	60	2.8
Top bolt	Cu	K-TBF 30 630 SKR	630	30	60	2.8
Top bolt	Cu	K-TBF 40 800 SKR	800	40	65	4.0
Top bolt	Cu	K-TBF 40 1000 SKR	1000	40	65	3.8
Top bolt	Cu	K-TBF 40 1200 SKR	1200	40	65	3.5
Cable lug	Al/Cu	SCL-B 95-12	10–95	24	24	0.10
Cable lug	Al/Cu	SCL-B 150-12	25–150	28	28	0.25
Cable lug	Al/Cu	SCL-B 240-12	50–240	33	33	0.30
Cable lug	Al/Cu	SCL-B 300-16	70–300	38	38	0.35
Cable lug	Al/Cu	SCL-B 630-16	300–630	50	52	0.90

## Other accessories



**UKR 90**  
Universal cleat for fixing cables, tubes, hoses etc. It will fix round profiles with Ø 20–90 mm or angular profiles with circumferences of 60–300 mm.

Description	Use	See page
UKR 90	For fixing cables.	–
JSA 1*	Earthing kit for cable with metallic sheath, e.g. lead. Not needed if cable has only Cu-wire screen.	2/30
SCK 2*	Screen connection for Al-foil (APL) radial waterproof cable. Not needed if cable has only Cu-wire screen.	2/30

\* NB: if earthing kit is required, this increases the cable outer diameter Ø by 20 mm.